

December 2023 Market Review



Single Family Residence ▾ 11 Counties selected ▾ 314 Areas selected ▾

13 months YTD

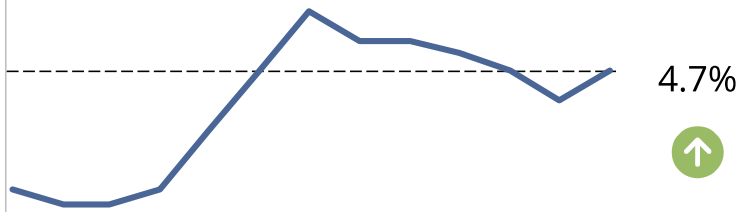
December 2023 ▾

Compared to December 2022

Compared to November 2023



21.6%



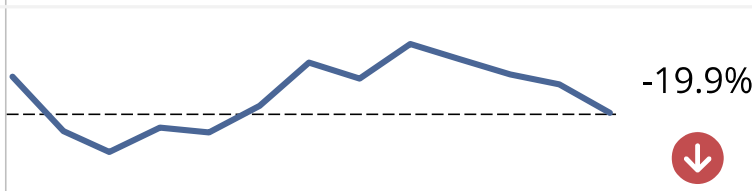
4.7%



Median Sales Price
\$225,000



-24.0%



-19.9%



Closed Sales
775



-18.2%



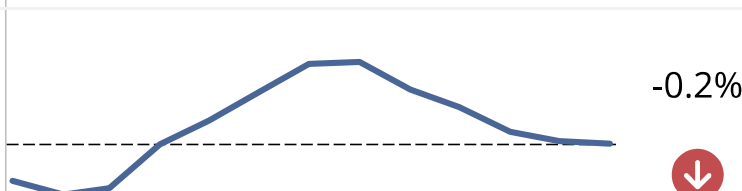
0.0%



Median Days on Market
9



3.2%



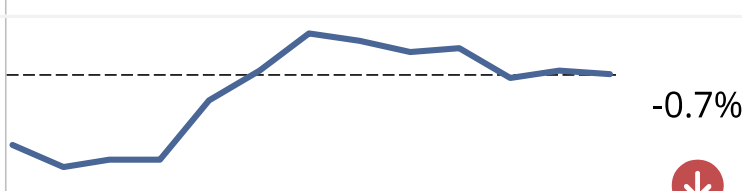
-0.2%



List Price Received
107.7%



15.2%



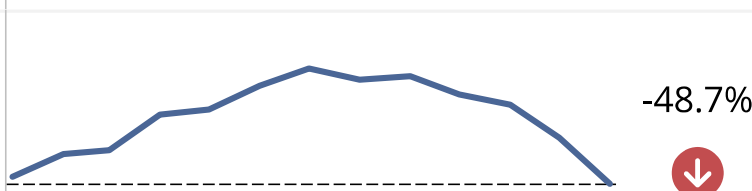
-0.7%



Sold \$/SqFt
\$144



-12.6%



-48.7%



New Listings
437



-17.8%



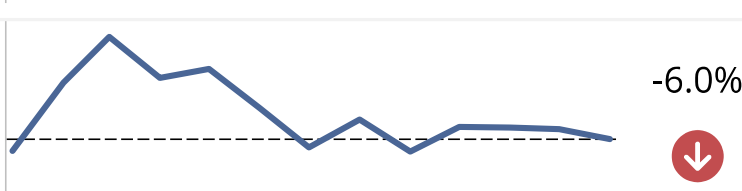
-24.7%



Active Inventory
874



8.2%



-6.0%



Months Supply of Inventory
1.1