



Single Family Residence x

11 Counties selected x

330 Areas selected x


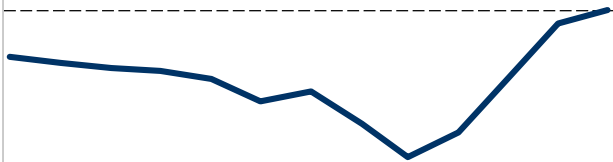

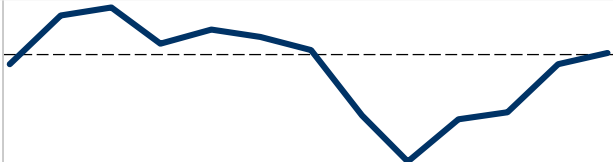

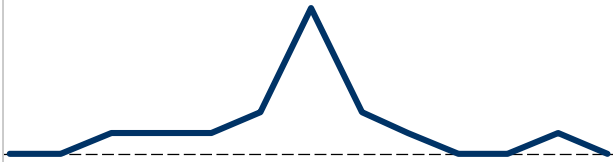

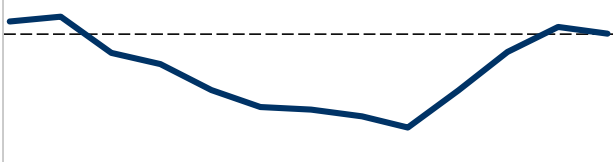



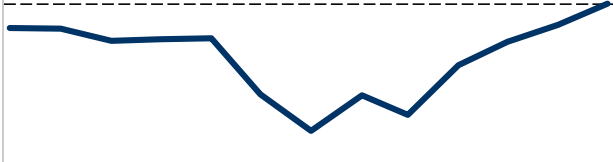

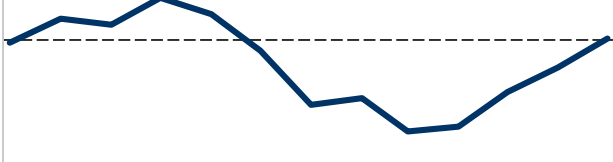


Includes all ZIPs

vs June 2024

Includes new and resale

vs May 2025

Monthly

	8.2% ↑		2.3% ↑	Median Sales Price \$276,000
	5.2% ↑		5.2% ↑	Closed Sales 1,000
	0.0% →		-12.5% ↓	Median Days on Market 7
	-0.9% ↓		-0.5% ↓	List Price Received 113.7%
	7.4% ↑		0.0% →	Median Sold \$/SqFt \$174
	15.2% ↑		12.8% ↑	New Listings 1,664
	1.2% ↑		9.4% ↑	Active Inventory 1,403
	-3.7% ↓		4.1% ↑	Months Supply of Inventory 1.4