



Single Family Residence x

Monroe x

32 Areas selected x


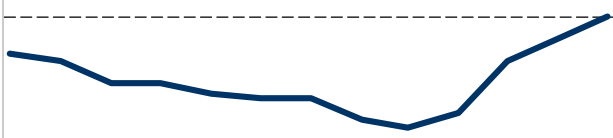

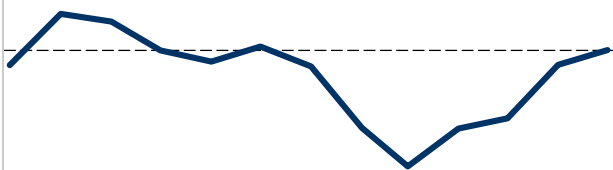



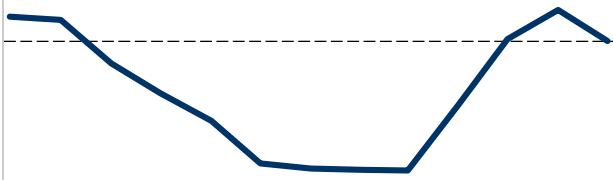

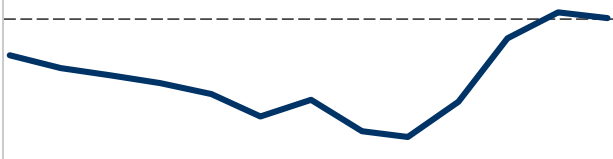

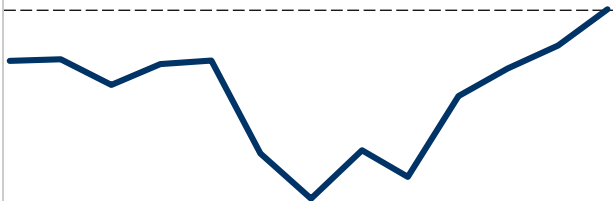

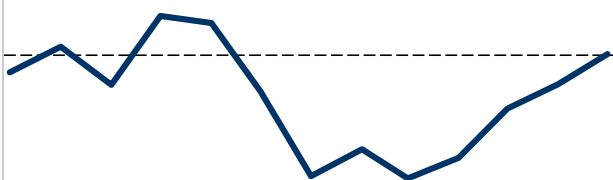


Includes all ZIPs

vs June 2024

Includes new and resale

vs May 2025

Monthly

	8.9% ↑		5.2% ↑	Median Sales Price \$305,000
	7.5% ↑		7.3% ↑	Closed Sales 591
	0.0% →		0.0% →	Median Days on Market 7
	-1.3% ↓		-1.7% ↓	List Price Received 119.8%
	5.6% ↑		-0.8% ↓	Median Sold \$/SqFt \$189
	23.1% ↑		15.2% ↑	New Listings 926
	4.8% ↑		8.2% ↑	Active Inventory 503
	-2.5% ↓		0.9% ↑	Months Supply of Inventory 0.9